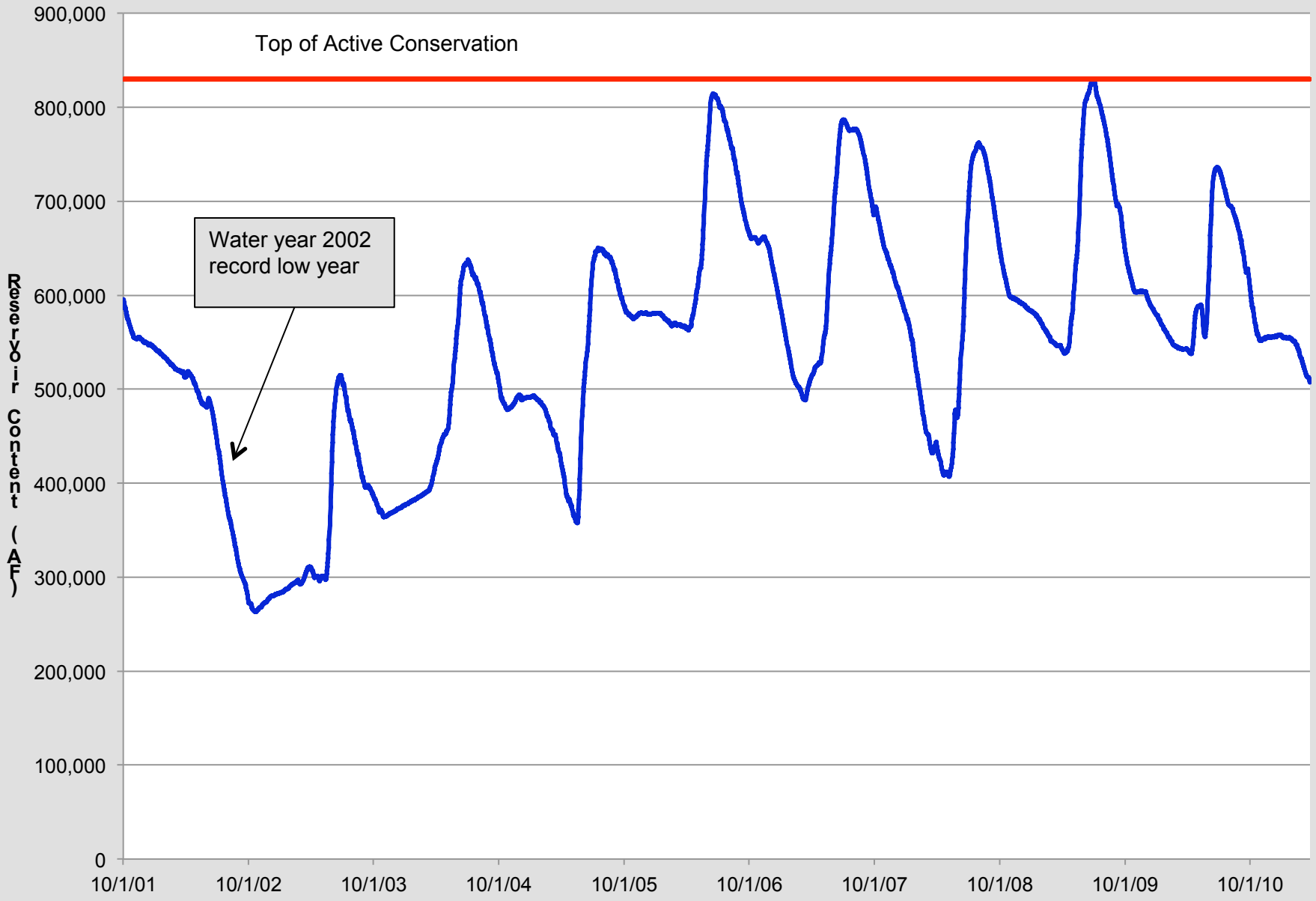
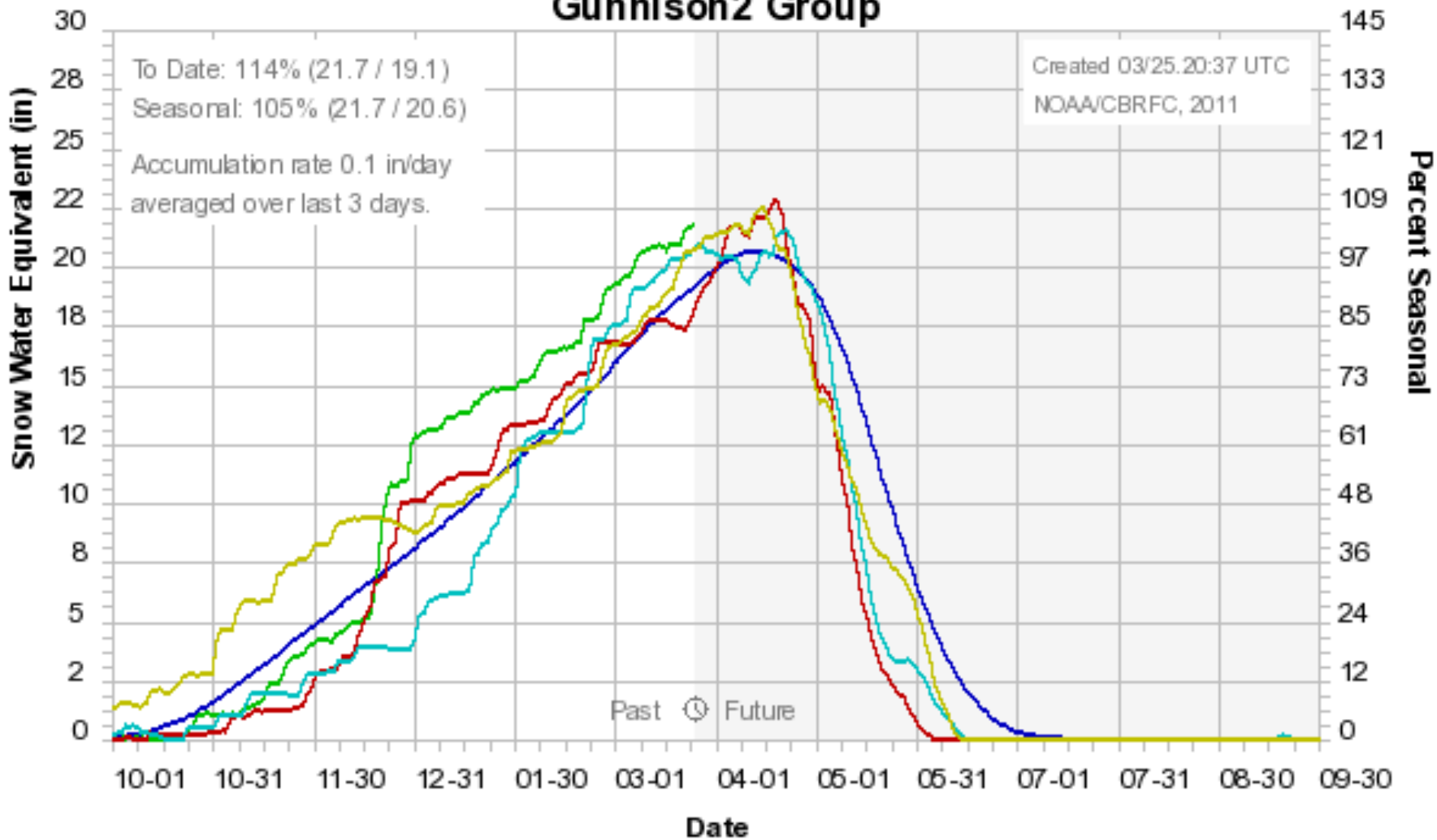


Figure 1. Gunnison River Basin

# Blue Mesa Reservoir



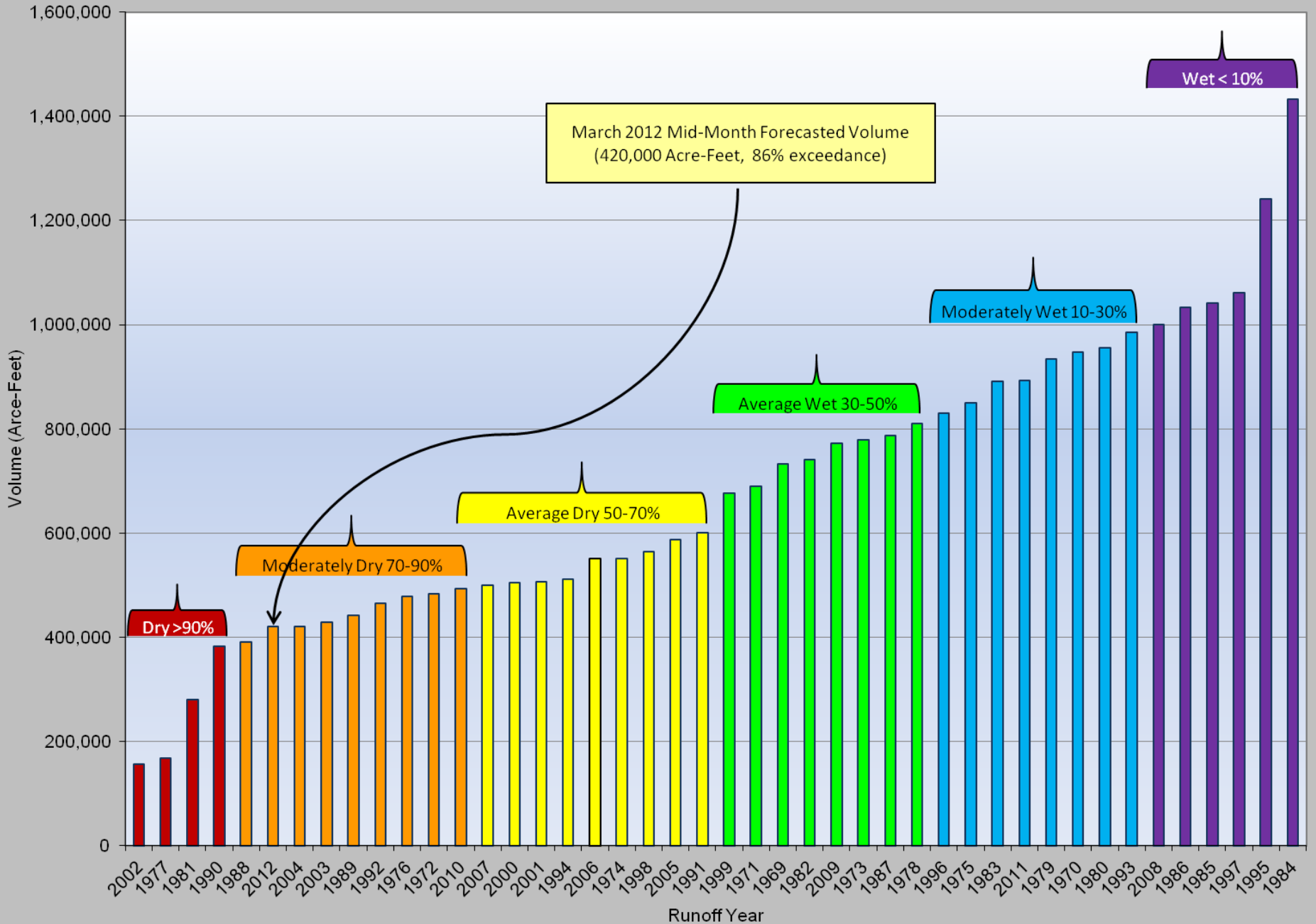
# Colorado Basin River Forecast Center Gunnison2 Group



avg — 2011 — 2009 — 1996 — 1987 —

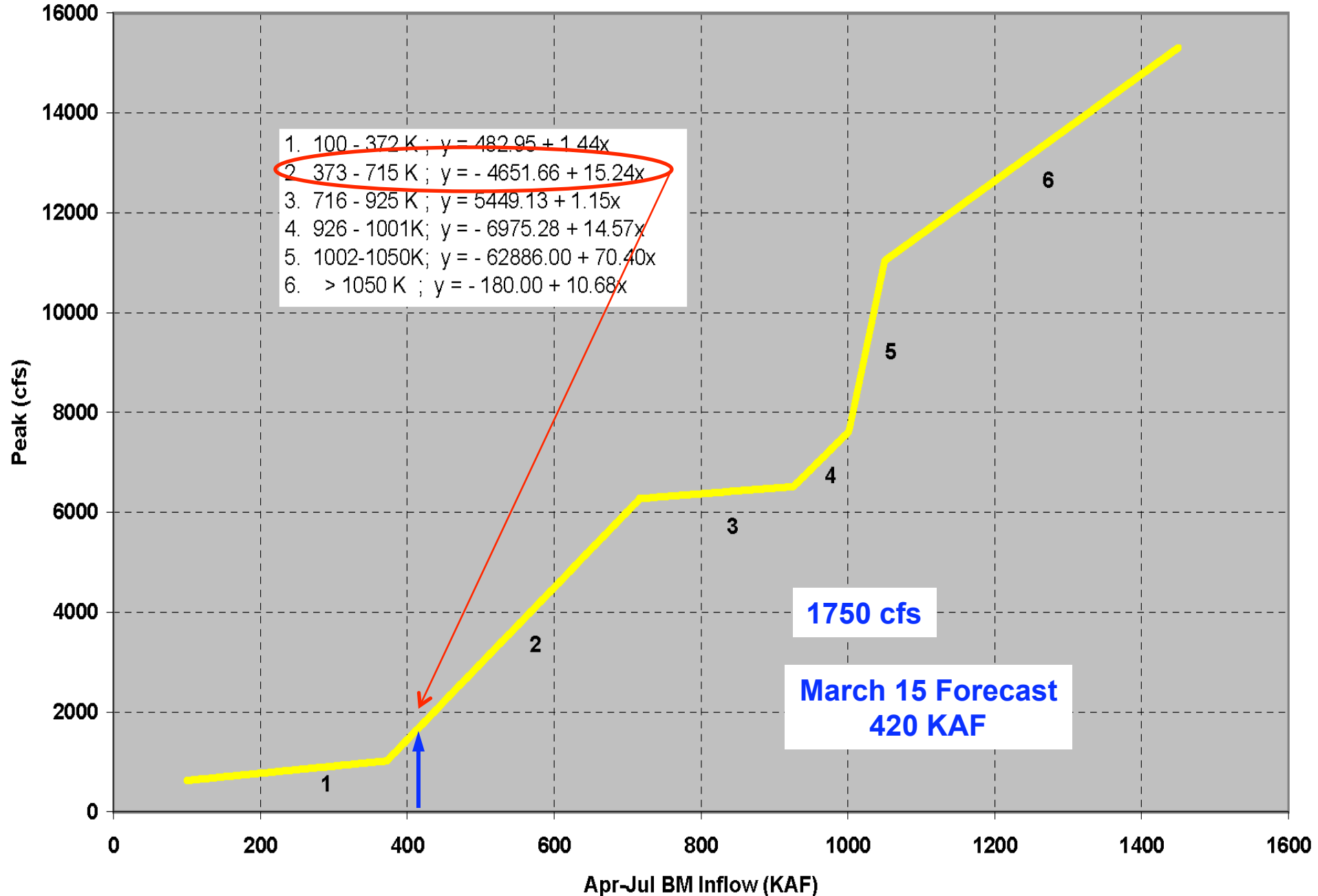
# RECLAMATION

Blue Mesa Reservoir, Colorado  
 Historic April-July Unregulated Inflow Volume Ranking (1969-2012)



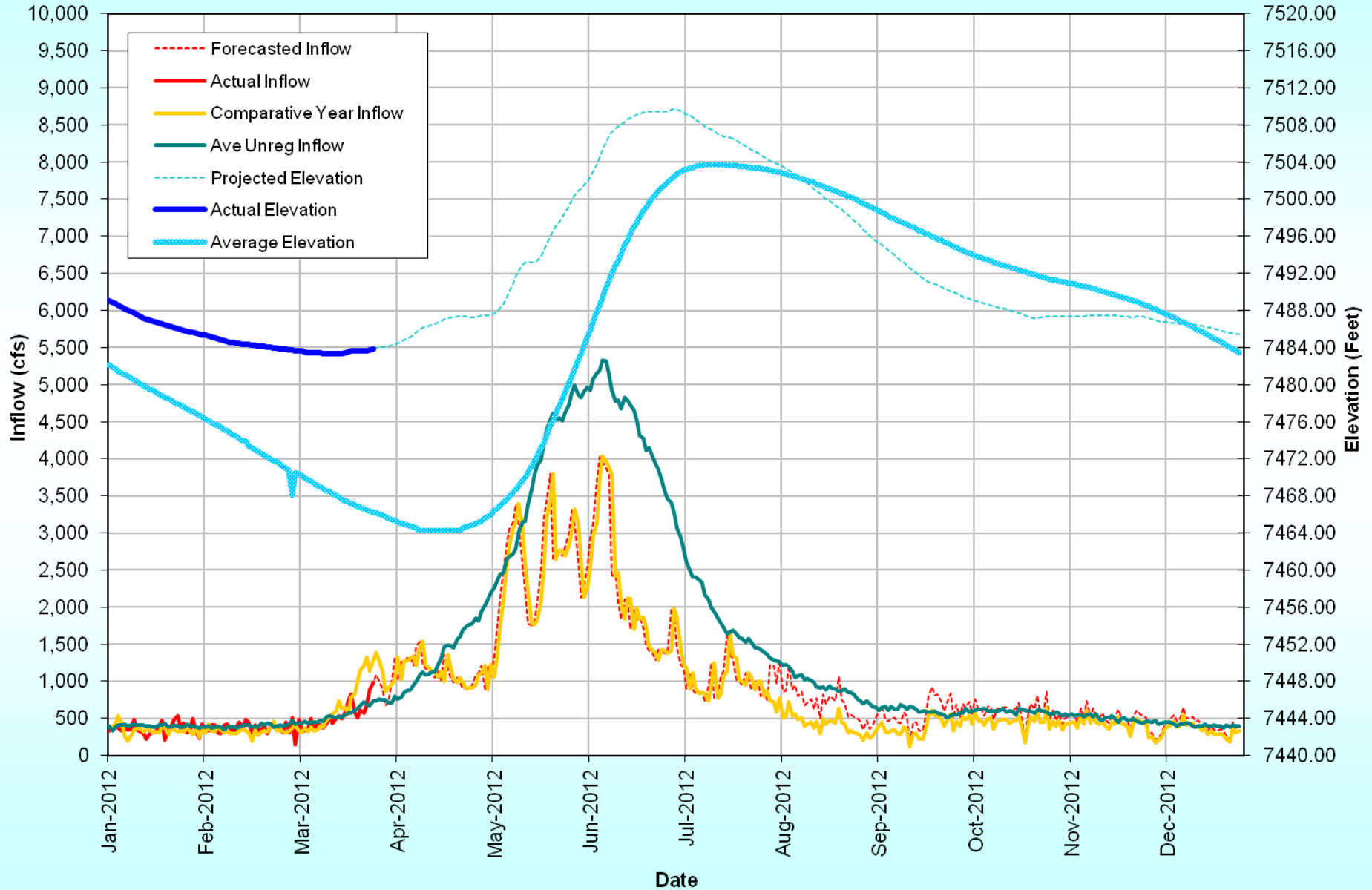
# Black Canyon Peak Flow Determination

based on Blue Mesa May 1 forecast



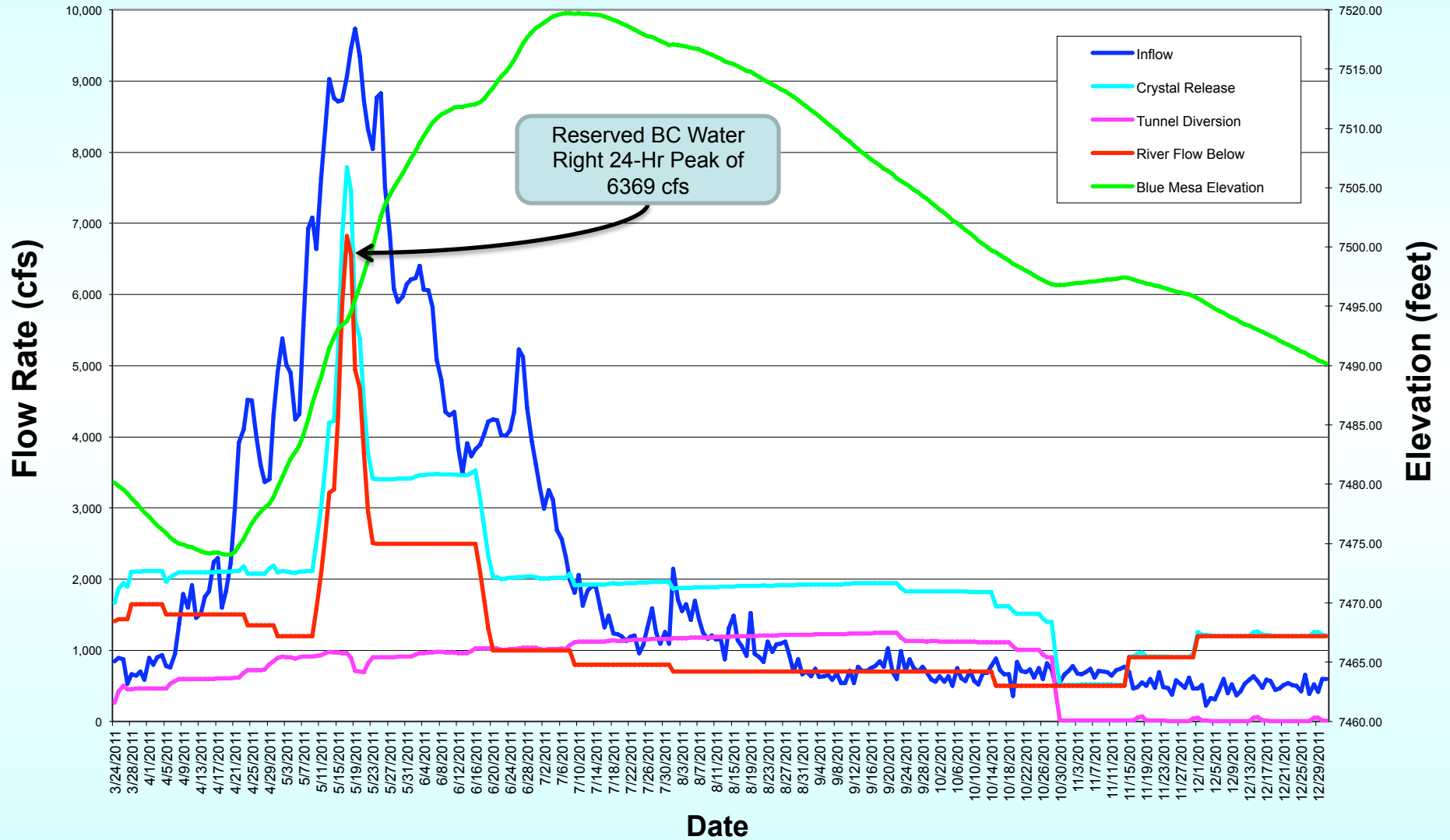
# Blue Mesa Reservoir

Projections based on 420000 Acre-Feet of April-July runoff, using analog year 2004



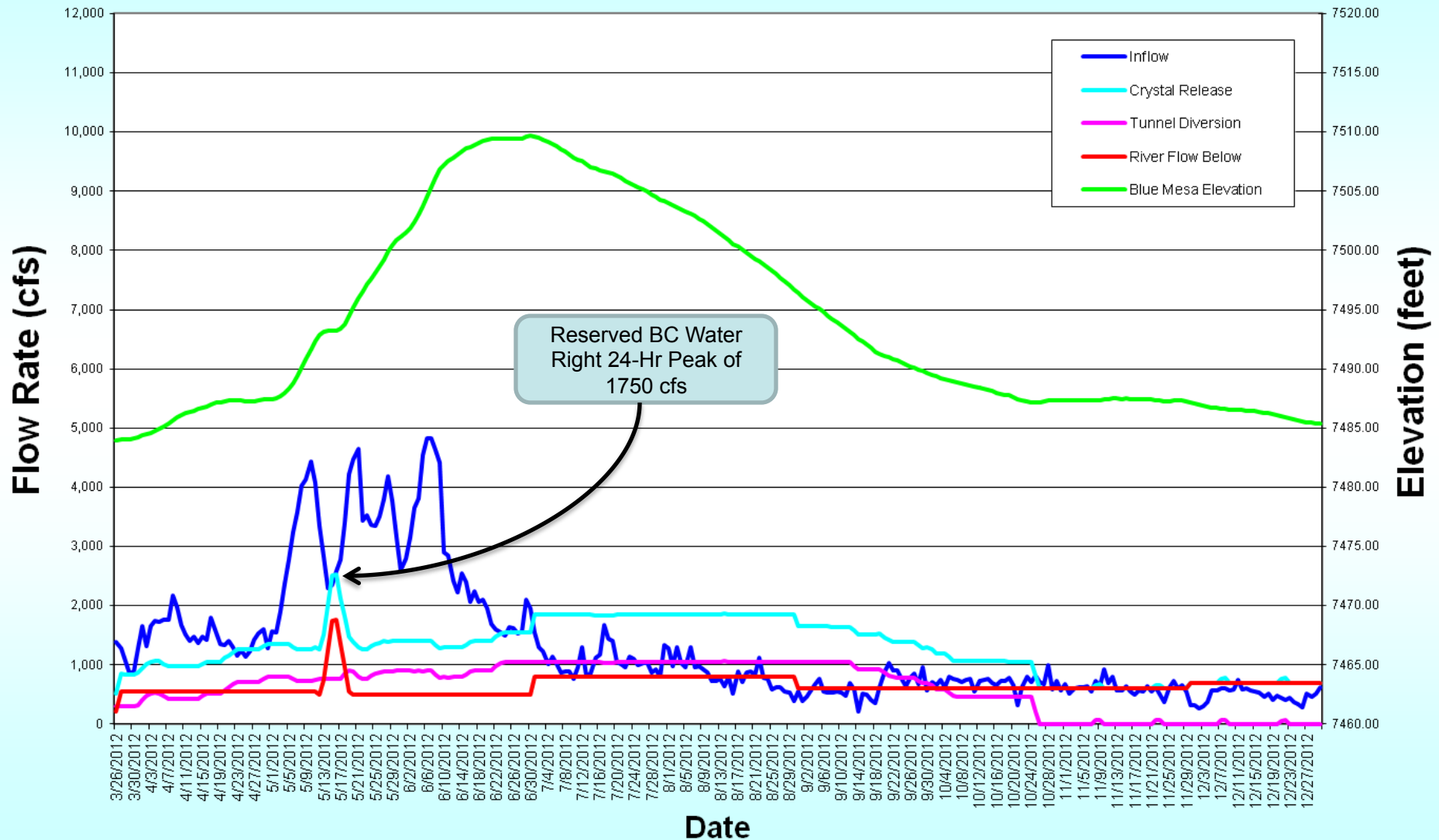
# Aspinall Operations Example

(2009 Pattern Year)



# Aspinall Operations Example

(2004 Pattern Year)





Series Slots | Scalar Slots | Other Slots

Slot Label	2/28/11 Mon	3/31/11 Thu	4/30/11 Sat	5/31/11 Tue	6/30/11 Thu	7/31/11 Sun	8/31/11 Wed	9/30/11 Fri	10/31/11 Mon	11/30/11 Wed	12/31/11 Sat	1/31/11 Tue
TaylorPark Inflow	3.97	3.10	8.00	35.00	56.00	21.00	10.19	7.05	6.17	4.91	4.47	
TaylorPark Pool Elevation	93				9327.43	9325.38	9320.17	9316.26	9314.02	9313.37	9312.44	931
TaylorPark Storage					101.06	97.06	87.25	80.30	76.47	75.38	73.85	7
TaylorPark Outflow					25.0	25.0	20.0	14.0	10.0	6.0	6.0	
BlueMesa Inflow	NaN	37	98	249	304	119	70	43	39	32	27	
BlueMesa Turbine Release	42.55	89.00	100.00	144.00	82.90	115.00	121.00	112.00	71.00	41.00	82.80	7
BlueMesa Regulated Spill	NaN	0.00	0.00	0.00	0.00	0.00	0.00	0.00	0.00	0.00	0.00	
BlueMesa Outflow	42.55	89.00	100.00	144.00	82.90	115.00	121.00	112.00	71.00	41.00	82.80	7
BlueMesa Storage	531.51	479.00	476.34	580.35	800.05	802.47	749.79	679.43	647.34	637.70	581.33	52
BlueMesa Pool Elevation	7483.46	7476.25	7475.87	7489.87	7516.13	7516.40	7510.45	7502.19	7498.29	7497.10	7490.00	748
MorrowPoint.Turbine Releas	44.16	91.70	113.00	174.00	107.90	122.00	124.69	114.70	73.63	43.18	84.87	8
MorrowPoint.Storage	110.70	112.00	112.00	112.00	112.00	112.00	112.00	112.00	112.00	112.00	112.00	11
Crystal Inflow	NaN	98	126	214	153	134	131	121	80	48	90	
Crystal Turbine Release	23.66	97.23	126.00	134.20	129.87	134.00	131.39	120.55	79.86	48.30	89.74	8
Crystal Regulated Spill	NaN	0.00	0.00	79.80	23.03	0.00	0.00	0.00	0.00	0.00	0.00	
Crystal Unregulated Spill	NaN	0.00	0.00	0.00	0.00	0.00	0.00	0.00	0.00	0.00	0.00	
Crystal Total Outflow	837	1581	2118	3480	2570	2179	2137	2026	1299	812	1459	
Crystal Storage	16.53	17.00	17.00	17.00	17.00	17.00	17.00	17.00	17.00	17.00	17.00	1
Crystal Pool Elevation	6751.45	6753.04	6753.04	6753.04	6753.04	6753.04	6753.04	6753.04	6753.04	6753.04	6753.04	675
Black Canyon Flow	847	1500	1613	2586	1561	1122	1080	1102	811	812	1459	
TunnelDiversionBelowCrysta	0.55	5.00	30.00	55.00	60.00	65.00	65.00	55.00	30.00	0.00	0.00	

Water year 2011 we expect to meet the water right and fill blue Mesa

